



ELECTRICAL DESIGN GROUP

ELECTRICAL BUILDING SERVICES CONSULTANTS

P.O. Box 15, SHERWOOD Q. 4075

Phone: (07) 3278 4375 Fax: (07) 3716 0222

Web Site: www.edg.net.au Email: brisbane@edg.net.au

C3179a - SUNNYBANK COMMUNITY SPORTS CLUB


C3179a-0002(E).xls

ELECTRICAL EQUIPMENT SCHEDULE

REVISION E - 25 JULY 2025

THE LIGHT FITTING SUPPLIER CONTACT DETAILS MAY BE AVAILABLE ON THE EDG WEBSITE VIA THE FOLLOWING LINK
www.edg.net.au/Links/Lighting.htm

TYPE	LAMPS	DESCRIPTION	COLOUR / ACCESSORY	CATALOGUE No	REV
L1		A SINGLE HORIZONTAL RUN OF LED STRIP LIGHT 4000K WHITE LEDS AT 12MM SPACING WITH REMOTE CONTROL GEAR. MOUNT THE LED STRIP UNDER THE OVERHEAD CUPBOARDS HARD AGAINST THE SPLASHBACK AS PER THE ARCHITECTURAL JOINERY DETAILS THE SUPPLIER IS TO CUT / JOIN THE LED STRIPS TO SUIT THE SITE DIMENSIONS. DO NOT CUT THE LED STRIPS ON SITE SCREW FIX THE ALUMINIUM SUPPORT IN PLACE.		NEON PRODUCTS AUSTRALIA LF-DFB-NW-300-12 + PR-LIN172153-F	A
L2	34W 4000K LED	600 X 600 LAY IN FLAT PLATE LED FITTING C/W REMOTE DRIVER MOUNTED IN THE CEILING T BAR	WHITE TRIM	GAMMA ILLUMINATION AXIS 1548-4K-34W	A
L3	40W 4000K LED	1200 X 300 LAY IN FLAT PLATE LED FITTING C/W REMOTE DRIVER MOUNTED IN THE CEILING T-BAR	WHITE TRIM	GAMMA ILLUMINATION PHANTOM 884501	A
L4	34W 4000K LED	600 X 600 LAY IN FLAT PLATE LED FITTING C/W REMOTE DRIVER MOUNTED IN A FLUSH RECESSED PB MOUNTING KIT	WHITE TRIM	GAMMA ILLUMINATION AXIS 1548-4K-34W C/W FLUSH RECESS PB KIT	A
L5	40W 4000K LED	1200 X 300 LAY IN FLAT PLATE LED FITTING C/W REMOTE DRIVER MOUNTED IN A FLUSH RECESSED PLASTER BOARD KIT	WHITE TRIM	GAMMA ILLUMINATION PHANTOM 884501 C/W FLUSH RECESS PB KIT	A
L6	13W 4000K LED	RECESSED DOWNLIGHT C/W REMOTE DALI DIMMABLE DRIVER LOCATE THE DRIVER IN A CONCEALED ACCESSIBLE POSITION NOTED ON THE AS CONSTRUCTED DOCUMENTS.	WHITE TRIM	GAMMA ILLUMINATION COBALT 1402-4K-13W	A
L7	3065 LUMEN 4000K LED	1040 DIA DIRECT DECORATIVE PENDANT C/W REMOTE DALI DIMMABLE DRIVER CONFIRM THE SUSPENSION HEIGHT ON SITE WITH THE ARCHITECT LOCATE THE DRIVER IN A CONCEALED ACCESSIBLE POSITION NOTED ON THE AS CONSTRUCTED DOCUMENTS.	BLACK	LUMEN 8 PANLICHT HALO PL R48- H-1040-9005-C1-840-L1 DALI	A
L8	22W 4000K LED	RECESSED DOWNLIGHT C/W REMOTE DRIVER LOCATE THE DRIVER IN A CONCEALED ACCESSIBLE POSITION NOTED ON THE AS CONSTRUCTED DOCUMENTS.	WHITE TRIM	GAMMA ILLUMINATION COBALT 1402-4K-22W	A
L9	28W 4000K LED	RECESSED DOWNLIGHT C/W REMOTE DALI DIMMABLE DRIVER LOCATE THE DRIVER IN A CONCEALED ACCESSIBLE POSITION NOTED ON THE AS CONSTRUCTED DOCUMENTS.	WHITE TRIM	GAMMA ILLUMINATION COBALT 1403-4K-28W	A
L10	3000K LED	LED MODULES MOUNTED IN THE SUSPENDED BULKHEAD AS PER THE ARCHITECTURAL DETAIL PROVIDE SUFFICIENT LED MODULES SUCH THAT NO PART OF THE MOUNTING PLANE IS MORE THAN 75MM FROM THE CENTRE OF A MODULE TO ACHIEVE A UNIFORM ILLUMINATION OF THE BULKHEADS OPAL DIFFUSER. PROVIDE 240-24V POWER SUPPLIES LOCATED IN A REMOTE CONCEALED ACCESSIBLE POSITION. THE OPAL DIFFUSER WILL BE PROVIDED AS PART OF THE BULKHEAD.	NA	NPA 4000K COR MODULES + POWER SUPPLY	A



ELECTRICAL DESIGN GROUP

ELECTRICAL BUILDING SERVICES CONSULTANTS

P.O. Box 15, SHERWOOD Q. 4075

Phone: (07) 3278 4375 Fax: (07) 3716 0222

Web Site: www.edg.net.au Email: brisbane@edg.net.au

C3179a - SUNNYBANK COMMUNITY SPORTS CLUB

C3179a-0002(E).xls

ELECTRICAL EQUIPMENT SCHEDULE

REVISION E - 25 JULY 2025

THE LIGHT FITTING SUPPLIER CONTACT DETAILS MAY BE AVAILABLE ON THE EDG WEBSITE VIA THE FOLLOWING LINK
www.edg.net.au/Links/Lighting.htm

TYPE	LAMPS	DESCRIPTION	COLOUR / ACCESSORY	CATALOGUE No	REV
L11	13W 4000K LED	RECESSED DOWNLIGHT C/W REMOTE DRIVER LOCATE THE DRIVER IN A CONCEALED ACCESSIBLE POSITION NOTED ON THE AS CONSTRUCTED DOCUMENTS.	WHITE TRIM	GAMMA ILLUMINATION MYLO 1004-4K-13W	A
L12	EXISTING WALL DISPLAY CONTAINING LED STRIP LIGHTS TO BE RELOCATED WITH THE LED STRIP LIGHTS REINSTATED WITH THE DRIVERS LOCATED IN AN ACCESSIBLE CONCEALED POSITION.				A
L13	3000K LED	PROVIDE A NEW LED STRIP LIGHT WITHIN THE EXISTING BAR COUNTER PELMET SUPPLY AND CONTROL THE NEW LED STRIP WITH THE EXISTING ADJACENT NON DIMMED LIGHTS LOCATE THE POWER SUPPLY IN A CONCEALED ACCESSIBLE POSITION NOTED ON THE AS CONSTRUCTED DOCUMENTS.	NATURAL	NEON PRODUCTS AUSTRALIA LF-DFB-WW-300-12 + PR-LIN172153-F	A
L14	3000K LED	PROVIDE A NEW LED STRIP LIGHT WITHIN THE EXISTING BAR COUNTER PELMET C/W A REMOTE DALI DIMMABLE POWER SUPPLY / DRIVER LOCATE THE POWER SUPPLY IN A CONCEALED ACCESSIBLE POSITION NOTED ON THE AS CONSTRUCTED DOCUMENTS.	NATURAL	NEON PRODUCTS AUSTRALIA LF-DFB-WW-300-12 + PR-LIN172153-F	A
L15	3000K LED	PROVIDE A NEW LED STRIP LIGHT WITHIN THE EXISTING CEILING COFFER C/W A REMOTE DEDICATED 240-24V POWER SUPPLY AND A DALI DIMMABLE INTERFACE UNIT NOT EXCEEDING 10M OF STRIP LOCATE THE POWER SUPPLY IN A CONCEALED ACCESSIBLE POSITION NOTED ON THE AS CONSTRUCTED DOCUMENTS. PROVIDE ADDITIONAL MOUNTING SUPPORTS SUCH THAT THE LED STRIP IS AIMED TOWARDS THE CEILING AS DIRECTED ON SITE. PROVIDE A WORKING DEMONSTRATION OF THE MOUNTING AND LED PRIOR TO FINALISING THE MOUNTINGS	NATURAL	NEON PRODUCTS AUSTRALIA LF-DFB-WW-300-12 + PR-LIN172153-F	A
L16	12W/M 3000K LED	PROVIDE TWO HORIZONTAL FLEXIBLE LED STRIP LIGHTS (ONE UP / ONE DOWN) WITHIN THE BAR COUNTER PELMET AS PER THE ARCHITECTURAL DETAILS C/W A REMOTE DEDICATED 240-24V POWER SUPPLY AND A DALI DIMMABLE INTERFACE UNIT NOT EXCEEDING 10M OF STRIP LOCATE THE POWER SUPPLY IN A CONCEALED ACCESSIBLE POSITION NOTED ON THE AS CONSTRUCTED DOCUMENTS.	NATURAL	NPA L-NF-GLOW-WW + POWER SUPPLY & DALI CONTROLLER	B
L17	9 X 10W 3000K LED	PROVIDE A LED LIGHT MOUNTED WITHIN 9 GLASS SHEARS. THE SHEARS ARE TO BE MOUNTED WITHIN THE UNDERSIDE OF THE SUSPENDED CEILING FEATURE AS PER THE ARCHITECTURAL DETAILS. PROVIDE EACH L17 WITH A REMOTE DALI DIMMABLE DRIVER / POWER SUPPLY LOCATED IN A CONCEALED ACCESSIBLE POSITION NOTED ON THE AS CONSTRUCTED DOCUMENTS.	WHITE TRIM	ALLOW A PC SUM OF \$2000.00 PLUS GST FOR THE SUPPLY OF THE LIGHTS ASSOCIATED WITH EACH L17 FITTING	A



ELECTRICAL DESIGN GROUP

ELECTRICAL BUILDING SERVICES CONSULTANTS

P.O. Box 15, SHERWOOD Q. 4075

Phone: (07) 3278 4375 Fax: (07) 3716 0222

Web Site: www.edg.net.au Email: brisbane@edg.net.au

C3179a - SUNNYBANK COMMUNITY SPORTS CLUB


C3179a-0002(E).xls

ELECTRICAL EQUIPMENT SCHEDULE

REVISION E - 25 JULY 2025

THE LIGHT FITTING SUPPLIER CONTACT DETAILS MAY BE AVAILABLE ON THE EDG WEBSITE VIA THE FOLLOWING LINK
www.edg.net.au/Links/Lighting.htm

TYPE	LAMPS	DESCRIPTION	COLOUR / ACCESSORY	CATALOGUE No	REV
L18	20W 3000K LED	DECORATIVE PENDANT C/W A REMOTE DALI DIMMABLE DRIVER / POWER SUPPLY LOCATED IN A CONCEALED ACCESSIBLE POSITION NOTED ON THE AS CONSTRUCTED DOCUMENTS. CONFIRM THE SUSPENSION HEIGHT OF EACH FITTING ON SITE WITH THE ARCHITECT. ALLOW TO ASSEMBLE THE FITTING AND INSTALLER IT.		ALLOW A PC SUM OF \$2000.00 PLUS GST FOR THE SUPPLY OF EACH L18 FITTING	A
L19	20W 3000K LED	DECORATIVE PENDANT C/W A REMOTE DALI DIMMABLE DRIVER / POWER SUPPLY LOCATED IN A CONCEALED ACCESSIBLE POSITION NOTED ON THE AS CONSTRUCTED DOCUMENTS. CONFIRM THE SUSPENSION HEIGHT OF EACH FITTING ON SITE WITH THE ARCHITECT. ALLOW TO ASSEMBLE THE FITTING AND INSTALLER IT.		ALLOW A PC SUM OF \$2000.00 PLUS GST FOR THE SUPPLY OF EACH L19 FITTING	A
L20	20W 3000K LED	DECORATIVE PENDANT C/W A REMOTE DALI DIMMABLE DRIVER / POWER SUPPLY LOCATED IN A CONCEALED ACCESSIBLE POSITION NOTED ON THE AS CONSTRUCTED DOCUMENTS. CONFIRM THE SUSPENSION HEIGHT OF EACH FITTING ON SITE WITH THE ARCHITECT. ALLOW TO ASSEMBLE THE FITTING AND INSTALLER IT.		ALLOW A PC SUM OF \$2000.00 PLUS GST FOR THE SUPPLY OF EACH L20 FITTING	A
L21	TBA	DECORATIVE WALL LIGHT TO BE MOUNTED AS PER THE ARCHITECTURAL INTERNAL ELEVATION	COLOUR TO BE ADVISED BY THE ARCHITECT	ALLOW A PC SUM OF \$500.00 PLUS GST FOR THE SUPPLY OF EACH L21 FITTING	B
L22	5W 3000K 240VOLT G9 LED	DECORATIVE 100 DIA SPHERE WALL LIGHT TO BE MOUNTED AS PER THE ARCHITECTURAL INTERNAL ELEVATION	COLOUR TO BE ADVISED BY THE ARCHITECT	FAT SHACK VINTAGE SKU W696	A
L23	15W 3000K 240VOLT E27 LED	600 DIA DECORATIVE WALL LIGHT TO BE MOUNTED AS PER THE ARCHITECTURAL INTERNAL ELEVATION	COLOUR TO BE ADVISED BY THE ARCHITECT BLUE / MARRON OR VERT	LUMEN 8 21660 OR 21661 OR 21662	A
L24	15W 3000K 240VOLT E27 LED	800 DIA DECORATIVE WALL LIGHT TO BE MOUNTED AS PER THE ARCHITECTURAL INTERNAL ELEVATION	COLOUR TO BE ADVISED BY THE ARCHITECT BLUE / MARRON OR VERT	LUMEN 8 21663 OR 21664 OR 21665	A
L25	15W 3000K 240VOLT E27 LED	1000 DIA DECORATIVE WALL LIGHT TO BE MOUNTED AS PER THE ARCHITECTURAL INTERNAL ELEVATION	COLOUR TO BE ADVISED BY THE ARCHITECT BLUE / MARRON OR VERT	LUMEN 8 21666 OR 21667 OR 21668	A
L26	15W 3000K 240VOLT E27 LED	DECORATIVE WALL LIGHT TO BE MOUNTED AS PER THE ARCHITECTURAL INTERNAL ELEVATION	COLOUR TO BE ADVISED BY THE ARCHITECT	ALLOW A PC SUM OF \$1000.00 PLUS GST FOR THE SUPPLY OF EACH L26 FITTING	A



ELECTRICAL DESIGN GROUP

ELECTRICAL BUILDING SERVICES CONSULTANTS

P.O. Box 15, SHERWOOD Q. 4075

Phone: (07) 3278 4375 Fax: (07) 3716 0222

Web Site: www.edg.net.au Email: brisbane@edg.net.au

C3179a - SUNNYBANK COMMUNITY SPORTS CLUB


C3179a-0002(E).xls

ELECTRICAL EQUIPMENT SCHEDULE

REVISION E - 25 JULY 2025

THE LIGHT FITTING SUPPLIER CONTACT DETAILS MAY BE AVAILABLE ON THE EDG WEBSITE VIA THE FOLLOWING LINK
www.edg.net.au/Links/Lighting.htm

TYPE	LAMPS	DESCRIPTION	COLOUR / ACCESSORY	CATALOGUE No	REV
L27	2 No 13W 3000K LED	1600 LONG SURFACE 3 CHANNEL TRACK C/W A REMOTE 60VA DALI DIMMABLE DRIVER / POWER SUPPLY WIRED ACROSS ALL THREE CHANNELS CONFIRM THE FITTING POSITIONS AND AIMING ON SITE WITH THE ARCHITECT	WHITE TRACK WHITE FITTINGS	GAMMA ILLUMINATION TRACK AND 2 NO SCOPE 1305-WFL-3K-13W	A
L28	12 No 13W 3000K LED	4000 LONG SURFACE 3 CHANNEL TRACK C/W A REMOTE 60VA DALI DIMMABLE DRIVER PER CHANNEL CONNECT THE FITTINGS EVENLY ACROSS THE THREE CHANNELS CONFIRM THE FITTING POSITIONS AND AIMING ON SITE WITH THE ARCHITECT	WHITE TRACK WHITE FITTINGS	GAMMA ILLUMINATION TRACK AND 12 NO SCOPE 1305-WFL-3K-13W	A
L29	4 No 13W 3000K LED	2000 LONG SURFACE 3 CHANNEL TRACK C/W A REMOTE 60VA DALI DIMMABLE DRIVER / POWER SUPPLY WIRED ACROSS ALL THREE CHANNELS CONFIRM THE FITTING POSITIONS AND AIMING ON SITE WITH THE ARCHITECT	WHITE TRACK WHITE FITTINGS	GAMMA ILLUMINATION TRACK AND 4 NO SCOPE 1305-WFL-3K-13W	A
L30	3000K LED	PROVIDE A NEW LED STRIP LIGHT WITHIN THE EXISTING CEILING COFFER C/W A REMOTE DEDICATED 240-24V POWER SUPPLY AND A DALI DIMMABLE INTERFACE UNIT NOT EXCEEDING 10M OF STRIP LOCATE THE POWER SUPPLY IN A CONCEALED ACCESSIBLE POSITION NOTED ON THE AS CONSTRUCTED DOCUMENTS. PROVIDE ADDITIONAL MOUNTING SUPPORTS SUCH THAT THE LED STRIP IS AIMED TOWARDS THE CEILING AS DIRECTED ON SITE. PROVIDE A WORKING DEMONSTRATION OF THE MOUNTING AND LED PRIOR TO FINALISING THE MOUNTINGS	NATURAL	NEON PRODUCTS AUSTRALIA LF-DFB-WW-300-12 + PR-LIN172153-F	A
L31	60W 3000K LED	RECESSED DOWNLIGHT C/W REMOTE DALI DIMMABLE DRIVER LOCATE THE DRIVER IN A CONCEALED ACCESSIBLE POSITION NOTED ON THE AS CONSTRUCTED DOCUMENTS.	WHITE TRIM	GAMMA ILLUMINATION COBALT 1444-3K-60W	A
L32	36W 3000K LED	RECESSED DOWNLIGHT C/W REMOTE DALI DIMMABLE DRIVER LOCATE THE DRIVER IN A CONCEALED ACCESSIBLE POSITION NOTED ON THE AS CONSTRUCTED DOCUMENTS.	WHITE TRIM	GAMMA ILLUMINATION COBALT 1441-3K-36W	A
L33	28W 3000K LED	RECESSED DOWNLIGHT C/W REMOTE DALI DIMMABLE DRIVER LOCATE THE DRIVER IN A CONCEALED ACCESSIBLE POSITION NOTED ON THE AS CONSTRUCTED DOCUMENTS.	WHITE TRIM	GAMMA ILLUMINATION COBALT 1441-3K-28W	A
L34	3000K LED	PROVIDE TWO HORIZONTAL RUNS OF LED STRIP LIGHT RECESSED WITHIN THE REAR BAR DISPLAY LOCATE THE POWER SUPPLY IN A CONCEALED ACCESSIBLE POSITION NOTED ON THE AS CONSTRUCTED DOCUMENTS. CIRCUIT AND SWITCH WITH THE EXISTING BAR LIGHTS	NATURAL	NEON PRODUCTS AUSTRALIA LF-DFB-WW-300-12 + PR-LIN172153-F	A
L35	EXISTING RECESSED DOWNLIGHT TO REMAIN AS IS				A



ELECTRICAL DESIGN GROUP

ELECTRICAL BUILDING SERVICES CONSULTANTS

P.O. Box 15, SHERWOOD Q. 4075

Phone: (07) 3278 4375 Fax: (07) 3716 0222

Web Site: www.edg.net.au Email: brisbane@edg.net.au

C3179a - SUNNYBANK COMMUNITY SPORTS CLUB

C3179a-0002(E).xls

ELECTRICAL EQUIPMENT SCHEDULE

REVISION E - 25 JULY 2025

THE LIGHT FITTING SUPPLIER CONTACT DETAILS MAY BE AVAILABLE ON THE EDG WEBSITE VIA THE FOLLOWING LINK
www.edg.net.au/Links/Lighting.htm

TYPE	LAMPS	DESCRIPTION	COLOUR / ACCESSORY	CATALOGUE No	REV
L36	12W/M 3000K LED	PROVIDE FLEXIBLE LED STRIP LIGHT AROUND THE MIRROR AS PER THE ARCHITECTURAL DETAILS C/W A REMOTE DALI DIMMABLE POWER SUPPLY / DRIVER LOCATE THE POWER SUPPLY / DRIVER IN A CONCEALED ACCESSIBLE POSITION NOTED ON THE AS CONSTRUCTED DOCUMENTS.	WHITE	NPA L-NF-GLOW-WW + POWER SUPPLY & DALI CONTROLLER	A
L37	13W 3000K LED	RECESSED DOWNLIGHT C/W REMOTE DALI DIMMABLE DRIVER LOCATE THE DRIVER IN A CONCEALED ACCESSIBLE POSITION NOTED ON THE AS CONSTRUCTED DOCUMENTS.	WHITE TRIM	GAMMA ILLUMINATION MYLO 1004-3K-13W	A
L38	450LUMEN 2700K LED	SURFACE MOUNTED ADJUSTABLE DOWNLIGHT C/W REMOTE DALI DIMMABLE POWER SUPPLY IT IS ACCEPTABLE TO USE A SUITABLY SIZED SINGLE POWER SUPPLY / DALI CONTROLLER TO SUPPLY MULTIPLE L38 FITTINGS ON THE SAME CHANNEL. LOCATE THE POWER SUPPLY AND DALI CONTROLLER IN A CONCEALED ACCESSIBLE POSITION WITH THE LOCATION NOTED ON THE AS CONSTRUCTED DOCUMENTS.	BLACK	NPA L-FX-SL-ARA-SP1301WM-12V-27K-D	A
L39	28W 3000K LED	SURFACE MOUNTED ADJUSTABLE CAN DOWNLIGHT MOUNTED ON THE LOWER STEEL STRUCTURE	BLACK	GAMMA ILLUMINATION MODLINK TUBE 1019-FL-3K-28W	A
L40	370LUMEN 3000K LED	FLUSH RECESSED BRICK LIGHT CENTRED 200AFFL C/W REMOTE DALI DIMMABLE POWER SUPPLY IT IS ACCEPTABLE TO USE A SUITABLY SIZED SINGLE POWER SUPPLY / DALI CONTROLLER TO SUPPLY MULTIPLE L40 FITTINGS ON THE SAME CHANNEL. LOCATE THE POWER SUPPLY AND DALI CONTROLLER IN A CONCEALED ACCESSIBLE POSITION WITH THE LOCATION NOTED ON THE AS CONSTRUCTED DOCUMENTS.	BRUSHED STAINLESS STEEL	GAMMA ILLUMINATION AQUA KAYL 2744-3K-24V	A
L41	10W 3000K LED	200 DIA OPAL SPHERE C/W A REMOTE DALI DIMMABLE DRIVER / POWER SUPPLY LOCATED IN A CONCEALED ACCESSIBLE POSITION NOTED ON THE AS CONSTRUCTED DOCUMENTS. THE SPHERE IS TO BE FIXED TO THE JOINERY SUSPENSION POLE AS A PENDANT AS PER THE ARCHITECTURAL DETAILS.		ALLOW A PC SUM OF \$1000.00 PLUS GST FOR THE SUPPLY OF EACH L41 FITTING	A
L42	3000K LED 400L/M	LED STRIP LIGHT WITHIN AN ALUMINIUM STEP TREAD SCREW FIXED TO THE LEADING EDGE OF THE STEP. THE LED IS TO ILLUMINATE DOWNWARDS PROVIDE A REMOTE DALI DIMMABLE POWER SUPPLY / DRIVER LOCATE THE POWER SUPPLY IN A CONCEALED ACCESSIBLE POSITION NOTED ON THE AS CONSTRUCTED DOCUMENTS.	NATURAL ALUMINIUM BLACK INSERT CLEAR DIFFUSER	LINEAR LUX SKU LL-PR-STRP-6528 PLUS LED STRIP	B



ELECTRICAL DESIGN GROUP

ELECTRICAL BUILDING SERVICES CONSULTANTS

P.O. Box 15, SHERWOOD Q. 4075

Phone: (07) 3278 4375 Fax: (07) 3716 0222

Web Site: www.edg.net.au Email: brisbane@edg.net.au

C3179a - SUNNYBANK COMMUNITY SPORTS CLUB


C3179a-0002(E).xls

ELECTRICAL EQUIPMENT SCHEDULE

REVISION E - 25 JULY 2025

THE LIGHT FITTING SUPPLIER CONTACT DETAILS MAY BE AVAILABLE ON THE EDG WEBSITE VIA THE FOLLOWING LINK
www.edg.net.au/Links/Lighting.htm

TYPE	LAMPS	DESCRIPTION	COLOUR / ACCESSORY	CATALOGUE No	REV
L43	3000K LED	PROVIDE A NEW LED STRIP LIGHT WITHIN THE RECEPTION JOINERY COUNTER PELMET C/W A REMOTE DALI DIMMABLE POWER SUPPLY / DRIVER LOCATE THE POWER SUPPLY IN A CONCEALED ACCESSIBLE POSITION NOTED ON THE AS CONSTRUCTED DOCUMENTS.	NATURAL	NEON PRODUCTS AUSTRALIA LF-DFB-WW-300-12 + PR-LIN172153-F	B
L44	28W 3000K LED	RECESSED DOWNLIGHT C/W REMOTE DALI DIMMABLE DRIVER LOCATE THE DRIVER IN A CONCEALED ACCESSIBLE POSITION NOTED ON THE AS CONSTRUCTED DOCUMENTS. MOUNT THE L44 FITTINGS IN THE LOWER ENTRY CEILING.	THE TRIM COLOUR IS TO MATCH THE CEILING COLOUR	GAMMA ILLUMINATION COBALT 1441-3K-28W	B
L45	3000K LED	REPLACE THE REMAINING WALL MOUNTED FITTING WITH A NEW FITTING UTILISING THE EXISTING CIRCUIT AND CONTROL. CONFIRM THE CONTROL TYPE ONCE THE TENDER HAS BEEN AWARDED.	TBA	ALLOW A PC SUM OF \$1000.00 PLUS GST FOR THE SUPPLY OF EACH L45 FITTING	B
FL1	1W LED AT 500 CENTRES	24V DC IP65 FESTOON LIGHTING TO BE FIXED TO A 316 STAINLESS STEEL WIRE SUPPORT SYSTEM. LOCATE THE DRIVERS IN A CONCEALED ACCESSIBLE POSITION NOTED ON THE AS CONSTRUCTED DOCUMENTS. CONFIRM THE MOUNTING ON SITE WITH THE ARCHITECT.	BLACK CABLE AND FIXINGS 316 STAINLESS STEEL SUPPORT AND FIXINGS	GLOW WORM LIGHTING 1M (2 GLOBE/M) COMMERCIAL GRADE LED FESTOON LIGHTING	B
FL2	NO LONGER REQUIRED				B
FL3	NO LONGER REQUIRED				B
FL4	NO LONGER REQUIRED				B
FL5	NO LONGER REQUIRED				B
CF1	60 INCH CEILING FAN C/W A STANDARD WIRED CONTROLLER MOUNTED AT 1000AFL. CONFIRM THE SUSPENSION HEIGHT ON SITE AND THE CONTROLLER LOCATION WITH THE ARCHITECT		TIMBER AIR FOIL WHITE HARDWARE	BIGG ASS HAIKU 60INCH LOW PROFILE C/W STANDARD WIRED CONTROLLER	B
HEATER TYPE 1 (H1)		LINEAR HEAT LAMP C/W CUSTOM SUPPORT / SUSPENSIONS AS REQUIRED 1400 W 1425 LONG LINEAR HEAT LAMP MOUNTED UNDER THE UPPER SERVERY SHELF AS PER THE ARCHITECTURAL DETAIL ALL CABLING IS TO BE CONCEALED	SILVER	ROBAND HUQ1425E	A



ELECTRICAL DESIGN GROUP

ELECTRICAL BUILDING SERVICES CONSULTANTS

P.O. Box 15, SHERWOOD Q. 4075

Phone: (07) 3278 4375 Fax: (07) 3716 0222

Web Site: www.edg.net.au Email: brisbane@edg.net.au

C3179a - SUNNYBANK COMMUNITY SPORTS CLUB

C3179a-0002(E).xls

ELECTRICAL EQUIPMENT SCHEDULE


REVISION E - 25 JULY 2025

THE LIGHT FITTING SUPPLIER CONTACT DETAILS MAY BE AVAILABLE ON THE EDG WEBSITE VIA THE FOLLOWING LINK
www.edg.net.au/Links/Lighting.htm

TYPE	LAMPS	DESCRIPTION	COLOUR / ACCESSORY	CATALOGUE No	REV
HEATER TYPE 2 (H2)		LINEAR HEAT LAMP C/W CUSTOM SUPPORT / SUSPENSIONS AS REQUIRED 1400 W 1425 LONG LINEAR HEAT LAMP MOUNTED UNDER THE LOWER SERVERY SHELF AS PER THE ARCHITECTURAL DETAIL ALL CABLING IS TO BE CONCEALED	SILVER	ROBAND HUQ1425E	A
HEATER TYPE 3 (H3)		LINEAR HEAT LAMP C/W CUSTOM SUPPORT / SUSPENSIONS AS REQUIRED 1400 W 1725 LONG LINEAR HEAT LAMP MOUNTED UNDER THE UPPER SERVERY SHELF AS PER THE ARCHITECTURAL DETAIL ALL CABLING IS TO BE CONCEALED	SILVER	ROBAND HUQ1725E	A
HEATER TYPE 4 (H4)		LINEAR HEAT LAMP C/W CUSTOM SUPPORT / SUSPENSIONS AS REQUIRED 1400 W 1725 LONG LINEAR HEAT LAMP MOUNTED UNDER THE LOWER SERVERY SHELF AS PER THE ARCHITECTURAL DETAIL ALL CABLING IS TO BE CONCEALED	SILVER	ROBAND HUQ1725E	A
HEATER TYPE 5 (H5)		PENDANT HEAT LAMP	ANTIQUE BRASS	HATCO DL-700-SU PLUS 100W IR LAMP	B
HEATER TYPE 6 (H6)		LINEAR HEAT LAMP C/W CUSTOM SUPPORT / SUSPENSIONS AS REQUIRED 1050 W 1200 LONG C/W INTEGRAL CONTROLS LINEAR HEAT LAMP MOUNTED UNDER THE LOWER SERVERY SHELF AS PER THE ARCHITECTURAL DETAIL ALL CABLING IS TO BE CONCEALED	SILVER	ROBAND HQ1200E	A
HEATER TYPE 7 (H7)		2300w AREA HEATER MOUNTED ON THE UNDERSIDE OF THE LOWER STEEL BEAM PROVIDE EACH HEATER WITH REMOTE WIRELESS CONTROL. CONFIRM THE LOCATION OF THE CONTROLLER ON SITE WITH THE ARCHITECT	BLACK HEATER AND MOUNTING	BROMIC 262040 + CONTROLLER	A
HEATER TYPE 8 (H8)		3400w AREA HEATER MOUNTED ON A CUSTOM SUSPENSION. PROVIDE EACH HEATER WITH REMOTE WIRELESS CONTROL. CONFIRM THE SUSPENSION HEIGHT OF THE HEATER AND THE LOCATION OF THE CONTROLLER ON SITE WITH THE ARCHITECT	BLACK HEATER AND MOUNTING	BROMIC 2622000+ CONTROLLER	A
E1	LED	EMERGENCY LIGHT: RECESSED NON-MAINTAINED EMERGENCY LIGHT. AS2293 CLASSIFICATION C0-D40 - C90-D40.	WHITE	CLEVERTRONICS LLIFE	A
E2	LED	SUSPENDED CAN NON-MAINTAINED EMERGENCY LIGHT RECESSED NON-MAINTAINED EMERGENCY LIGHT. AS2293 CLASSIFICATION C0-D40 - C90-D40. PROVIDE THE FITTINGS WITH A CUSTOM ROD SUSPENSION AND CAN TO MOUNT THE FITTING INTO. CONFIRM THE SUSPENSION HEIGHT ON SITE WITH THE ARCHITECT. PROVIDE A SHOP DRAWING OF THE SUSPENSION AND CAN FOR APPROVAL	BLACK	CLEVERTRONICS LLIFE PLUS SUSPENSION AND CAN	A

C3179a-0002(E).xls

Pages inc. any attach. 7 of 11



ELECTRICAL DESIGN GROUP

ELECTRICAL BUILDING SERVICES CONSULTANTS

P.O. Box 15, SHERWOOD Q. 4075

Phone: (07) 3278 4375 Fax: (07) 3716 0222

Web Site: www.edg.net.au Email: brisbane@edg.net.au

C3179a - SUNNYBANK COMMUNITY SPORTS CLUB

C3179a-0002(E).xls

ELECTRICAL EQUIPMENT SCHEDULE

REVISION E - 25 JULY 2025

THE LIGHT FITTING SUPPLIER CONTACT DETAILS MAY BE AVAILABLE ON THE EDG WEBSITE VIA THE FOLLOWING LINK
www.edg.net.au/Links/Lighting.htm

TYPE	LAMPS	DESCRIPTION	COLOUR / ACCESSORY	CATALOGUE No	REV
EX	LED	EXIT LIGHT: MAINTAINED 24M VIEWING DISTANCE EXIT LIGHT C/W DIFFUSERS & DIRECTIONAL ARROWS AS SHOWN. CEILING SURFACE MOUNT OR WALL MOUNT BETWEEN 2100mm & 2700mm AFFL IF THERE IS NO VERTICAL SURFACE TO MOUNT THE FITTING ON WITHIN THIS RANGE CONFIRM THE MOUNTING HEIGHT WITH THE ENGINEER. AS2293 CLASSIFICATION C0-D8 - C90-E3.2.	WHITE	CLEVERTRONICS LUBPRO-SM	A
EMERGENCY PACK		LIGHT FITTINGS THAT ARE DESIGNATED AS BEING PROVIDED WITH AN EMERGENCY PACK ARE TO BE PROVIDED WITH AN INTEGRAL AS2293 EMERGENCY PACK. THE FITTINGS ARE TO BE NON MAINTAINED WITH ALL LAMPS SWITCHED AS PER THE LIGHTING CONTROL FOR THAT SPACE UNLESS NOTED OTHERWISE. REFER TO THE SPECIFICATION FOR FURTHER DETAILS OF THE CONFIGURATION AND SWITCHING OF EMERGENCY LIGHTS.			A
RELOCATION (R)		RELOCATE THE EXISTING ELECTRICAL SERVICES INCLUDING THE OUTLETS AND ASSOCIATED CABLING TO THE NEW POSITION INDICATED ALL RELOCATED CABLING IS TO BE CONCEALED. IF THE RELOCATION OF THE EXISTING CABLING CAN NOT CONCEALED THEN ALL NEW CONCEALED CABLING MUST BE PROVIDED.			A
PROXIMITY DETECTOR SWITCH (PD)		ADJUSTABLE FLUSH RECESSED 360 DEGREE PIR PRESENCE DETECTOR TO OPERATE THE ASSOCIATED LIGHTS FOR A PRE-SET AMOUNT OF TIME. ADJUST THE TIME AND SENSITIVITY ON SITE AS DIRECTED BY THE ENGINEER. SUBMIT DETAILS OF THE MOVEMENT DETECTOR SWITCH FOR APPROVAL PRIOR TO ORDERING	WHITE	CLIPSAL	A
ONE-WAY LIGHT SWITCH		ONE-WAY LIGHT SWITCH C/W CIRCUIT IDENTIFICATION ON THE FACEPLATE BEHIND THE SURROUND MOUNTED AT 1000mm AFFL UNLESS NOTED OTHERWISE.	WHITE	CLIPSAL C2000 SERIES 30USM	A
ONE-WAY WEATHERPROOF LIGHT SWITCH (IP56)		IP56 ONE-WAY / TWO-WAY AS NOTED ON DRAWING LIGHT SWITCH C/W CIRCUIT IDENTIFICATION ON THE FACEPLATE BEHIND THE SURROUND MOUNTED AT 1100mm AFFL UNLESS NOTED OTHERWISE.	WHITE	CLIPSAL "56 SERIES"	A
TWO-WAY LIGHT SWITCH		TWO-WAY LIGHT SWITCH C/W CIRCUIT IDENTIFICATION ON THE FACEPLATE BEHIND THE SURROUND MOUNTED AT 1000mm AFFL UNLESS NOTED OTHERWISE.	WHITE	CLIPSAL C2000 SERIES 30USM	A
LIGHTING CONTROL SWITCH PANEL (SPx)		6-BUTTON PROGRAMMABLE SWITCH PANEL C/W CENTRAL LCD DISPLAY MOUNTED AT 1000mm AFFL UNLESS NOTED OTHERWISE.	ALUMINIUM	DYNALITE ANTUMBRA DISPLAY	A
CHANNEL x		CONTROL CHANNEL WITH A NUMERICAL REFERENCE. REFER TO THE POWER AND LIGHTING CONTROL SCHEMATIC / SCHEDULE			A



ELECTRICAL DESIGN GROUP

ELECTRICAL BUILDING SERVICES CONSULTANTS

P.O. Box 15, SHERWOOD Q. 4075

Phone: (07) 3278 4375 Fax: (07) 3716 0222

Web Site: www.edg.net.au Email: brisbane@edg.net.au

C3179a - SUNNYBANK COMMUNITY SPORTS CLUB

C3179a-0002(E).xls

ELECTRICAL EQUIPMENT SCHEDULE

REVISION E - 25 JULY 2025

THE LIGHT FITTING SUPPLIER CONTACT DETAILS MAY BE AVAILABLE ON THE EDG WEBSITE VIA THE FOLLOWING LINK
www.edg.net.au/Links/Lighting.htm

TYPE	LAMPS	DESCRIPTION	COLOUR / ACCESSORY	CATALOGUE No	REV
COMMUNICATIONS OUTLET		RJ45 CAT-6 COMMUNICATIONS OUTLET, CABLED BACK TO A PATCH PANEL IN COMMUNICATIONS CABINET CR-A VIA 4-PAIR CAT-6 UTP CABLE. MOUNT UP TO 3 RJ45 OUTLETS PER MULTI-GANG FACEPLATE WITH SEPARATE PERMANENT LABELLING FOR EACH OUTLET. MOUNT AT 300 AFFL U.N.O	WHITE	CLIPSAL C2000 SERIES	A
COMMUNICATIONS RACK (CR-1)		EXISTING COMMUNICATIONS RACK TO BE UPGRADED AS NECESSARY INCLUDING NEW PATCH PANELS TO ACCOMMODATE THE ADDITIONAL COMMUNICATIONS OUTLETS. ALL EXISTING CABLING MADE REDUNDANT BY THE WORKS IS TO BE REMOVED. THE NEW PATCH PANELS AND PORT NUMBERING IS TO MATCH THE EXISTING.			A
COMMUNICATIONS RACK (CR-2)		EXISTING COMMUNICATIONS RACK TO REMAIN AS IS			A
TV OUTLETS (TV) WITH SCREEN SIZE AS NOTED.		PROVIDE EACH TV POINT WITH A DOUBLE POWER OUTLET, TWO CAT 6 RJ45 OUTLETS CABLED VIA CAT 6 UTP CABLE TO THE GROUND FLOOR AV ROOM AND TWO RG6 COAXIAL CABLES TO THE GROUND FLOOR AV ROOM. THE CABLES IN THE AV ROOM ARE TO BE PROVIDED WITH 3M SPARE LENGTH TO ALLOW THE AV CONTRACTOR TO POSITION AND TERMINATE THE CABLES. TERMINATE THE OUTLETS BEHIND THE TV ON FACEPLATES AS PER THE TV OUTLET DETAIL.			D
HAND DRYER CONNECTION (HD)		20A ISOLATING SWITCH WALL MOUNTED AT 2400mm AFFL AND CONNECTED TO THE HAND DRYER UNIT AS PER DETAIL.		CLIPSAL C2000 SERIES 30USM	A
SINGLE POWER OUTLET		SINGLE POWER OUTLET C/W CIRCUIT IDENTIFICATION ON THE FACEPLATE BEHIND THE SURROUND MOUNT AT 300mm AFFL U.N.O. RATING 10A U.N.O.	WHITE UNLESS NOTED AS BLACK (BK)	CLIPSAL C2000 SERIES	A
DOUBLE POWER OUTLET		DOUBLE POWER OUTLET C/W CIRCUIT IDENTIFICATION ON THE FACEPLATE BEHIND THE SURROUND MOUNT AT 300mm AFFL U.N.O. RATING 10A U.N.O.	WHITE UNLESS NOTED AS BLACK (BK)	CLIPSAL C2000 SERIES	A
DOUBLE POWER OUTLET (USB)		DOUBLE POWER OUTLET C/W USB A AND USB C CHARGER, CIRCUIT IDENTIFICATION ON THE FACEPLATE BEHIND THE SURROUND MOUNT AT 300mm AFFL U.N.O. RATING 10A U.N.O.	WHITE UNLESS NOTED AS BLACK (BK)	CLIPSAL C2000 SERIES FACEPLATE	A
WEATHERPROOF POWER OUTLET (WP)		IP54 WEATHERPROOF SINGLE / DOUBLE POWER OUTLET AS NOTED ON DRAWING C/W COVER FLAP OVER SOCKET. MOUNT AT MINIMUM 1100mm AFFL U.N.O. RATING 10A U.N.O.	-	CLIPSAL WSCF227F	A
SINGLE WEATHERPROOF POWER OUTLET (IP66)		IP66 WEATHERPROOF SINGLE POWER OUTLET. MOUNT AT MINIMUM 1100mm AFFL U.N.O. RATING 10A U.N.O.	HEAVY DUTY GREY	CLIPSAL 56 SERIES	A
SPECIAL PURPOSE OUTLET		SPECIAL PURPOSE OUTLET TYPE AS NOTED. MOUNT AT 1350mm AFFL U.N.O. RATING 20A U.N.O. CONNECT TO EQUIPMENT VIA FLEXIBLE CONDUIT.			A

C3179a-0002(E).xls

Pages inc. any attach. 9 of 11



ELECTRICAL DESIGN GROUP

ELECTRICAL BUILDING SERVICES CONSULTANTS

P.O. Box 15, SHERWOOD Q. 4075

Phone: (07) 3278 4375 Fax: (07) 3716 0222

Web Site: www.edg.net.au Email: brisbane@edg.net.au

C3179a - SUNNYBANK COMMUNITY SPORTS CLUB

C3179a-0002(E).xls

ELECTRICAL EQUIPMENT SCHEDULE

REVISION E - 25 JULY 2025

THE LIGHT FITTING SUPPLIER CONTACT DETAILS MAY BE AVAILABLE ON THE EDG WEBSITE VIA THE FOLLOWING LINK
www.edg.net.au/Links/Lighting.htm

TYPE	LAMPS	DESCRIPTION	COLOUR / ACCESSORY	CATALOGUE No	REV
SIGN CONNECTION		COORDINATE THE LOCATION AND CONNECTION WITH THE SIGN CONTRACTOR ENSURING THE GPO / ISOLATORS ARE PROVIDED WITH APPROPRIATE WEATHER PROTECTION AND ARE CONCEALED FROM VIEW.			A
SINGLE-PHASE ISOLATOR		SINGLE-PHASE WEATHERPROOF ISOLATOR. MOUNT AT 1350mm AFFL U.N.O. RATING 20A U.N.O. CONNECT TO EQUIPMENT VIA FLEXIBLE CONDUIT.	-	CLIPSAL WHT20	A
THREE-PHASE ISOLATOR		THREE-PHASE WEATHERPROOF ISOLATOR. MOUNT AT 1350mm AFFL U.N.O. RATING 20A U.N.O. CONNECT TO EQUIPMENT VIA FLEXIBLE CONDUIT.	-	CLIPSAL WHT35	A
DB-1-1		REPLACE THE EXISTING LEVEL 1 DISTRIBUTION BOARD WITH A NEW DISTRIBUTION BOARD IN A NEW POSITION AS NOMINATED. REMOVE ALL CIRCUITS MADE REDUNDANT. RECONNECT ALL EXISTING CIRCUITS THAT REMAIN WITH NEW SWITCHGEAR AND CONTROLS THAT MATCH THE EXISTING IN CAPACITY AND FUNCTION. REFER TO THE DB-1-1 SCHEDULE NOTES FOR ADDITIONAL REQUIREMENTS REMOVE THE EXISTING SUBMAIN THAT SUPPLIES DB-1-1 AND REPLACE IT WITH A NEW LIKE FOR LIKE SUBMAIN TO THE RELOCATED / REPLACED DB-1-1.			A
DB-G1		EXISTING SWITCHBOARD TO REMAIN AS IS			A
DB-G2		EXISTING SWITCHBOARD TO REMAIN AS IS			A
DB-G3		EXISTING SWITCHBOARD TO REMAIN AS IS			A
DB-G4		EXISTING DISTRIBUTION BOARD DB-G4 TO BE UPGRADED AS PER THE DB-G4 SCHEDULE TO ACCOMMODATE THE ADDITIONAL DB-G4 CIRCUITS AND DYNALITE EQUIPMENT. THE EXISTING SWITCHGEAR MADE REDUNDANT BY THE WORKS IS TO BE REMOVED. UPDATE THE CIRCUIT SCHEDULE AT PRACTICAL COMPLETION TO ACCURATELY REFLECT THE LOCATION AND USE OF EACH CIRCUIT.			A
DB-G5		EXISTING DISTRIBUTION BOARD DB-G5 TO BE UPGRADED AS PER THE DB-G5 SCHEDULE TO ACCOMMODATE THE ADDITIONAL DB-G5 CIRCUITS AND DYNALITE EQUIPMENT. THE EXISTING SWITCHGEAR MADE REDUNDANT BY THE WORKS IS TO BE REMOVED. UPDATE THE CIRCUIT SCHEDULE AT PRACTICAL COMPLETION TO ACCURATELY REFLECT THE LOCATION AND USE OF EACH CIRCUIT.			A
DB-G6		EXISTING DISTRIBUTION BOARD DB-G6 TO BE UPGRADED AS PER THE DB-G6 SCHEDULE TO ACCOMMODATE THE ADDITIONAL DB-G6 CIRCUITS AND DYNALITE EQUIPMENT. THE EXISTING SWITCHGEAR MADE REDUNDANT BY THE WORKS IS TO BE REMOVED. UPDATE THE CIRCUIT SCHEDULE AT PRACTICAL COMPLETION TO ACCURATELY REFLECT THE LOCATION AND USE OF EACH CIRCUIT.			A
DB-G7		EXISTING DISTRIBUTION BOARD DB-G7 TO BE PROVIDED WITH THE ADDITIONAL DB-G7-1 CIRCUIT SWITCHGEAR AS NOTED BELOW. UPDATE THE CIRCUIT SCHEDULE AT PRACTICAL COMPLETION TO ACCURATELY REFLECT THE LOCATION AND USE OF EACH CIRCUIT.			A
DB-G7 - P1		PROVIDE A NEW CIRCUIT DB-G7 - P1 AS A SINGLE PHASE 20 AMP RCD PROTECTED 2.5MM CIRCUIT SUPPLIED FROM DB-G7 TO SERVICE THE NEW GLASS WASHER			C

C3179a-0002(E).xls

Pages inc. any attach. 10 of 11



ELECTRICAL DESIGN GROUP

ELECTRICAL BUILDING SERVICES CONSULTANTS

P.O. Box 15, SHERWOOD Q. 4075

Phone: (07) 3278 4375 Fax: (07) 3716 0222

Web Site: www.edg.net.au Email: brisbane@edg.net.au

C3179a - SUNNYBANK COMMUNITY SPORTS CLUB

C3179a-0002(E).xls

ELECTRICAL EQUIPMENT SCHEDULE

REVISION E - 25 JULY 2025

THE LIGHT FITTING SUPPLIER CONTACT DETAILS MAY BE AVAILABLE ON THE EDG WEBSITE VIA THE FOLLOWING LINK
www.edg.net.au/Links/Lighting.htm

TYPE	LAMPS	DESCRIPTION	COLOUR / ACCESSORY	CATALOGUE No	REV
DB-G7 - P2		PROVIDE A NEW CIRCUIT DB-G7 - P2 AS A SINGLE PHASE 20 AMP RCD PROTECTED 2.5MM CIRCUIT SUPPLIED FROM DB-G7 TO SERVICE THE NEW REFRIGERATOR			E
DB-G8		THE EXISTING DISTRIBUTION BOARD DB-8 AND ITS ASSOCIATED SUPPLY ARE TO BE REMOVED AND REPLACED BY A NEW DISTRIBUTION BOARD DB-G8 AS PER THE SCHEDULE AND NOTES. REMOVE ALL CIRCUITS MADE REDUNDANT. RECONNECT ALL EXISTING CIRCUITS THAT REMAIN WITH NEW SWITCHGEAR AND CONTROLS THAT MATCH THE EXISTING IN CAPACITY AND FUNCTION. REPLACE THE EXISTING SUPPLY TO DB-G8 WITH A NEW A NEW 125 AMP CIRCUIT BREAKER IN THE MSB AND A NEW 4C35MM Cu SUBMAIN			A
DB-PAC		EXISTING SWITCHBOARD TO REMAIN AS IS			A
DB-TAB		EXISTING SWITCHBOARD TO REMAIN AS IS			A
CIRCUIT DB-1 - P1		PROVIDE CIRCUIT DB-1 -P1 AS A NEW 20 AMP RCBO PROTECTED 2.5MM SINGLE PHASE CIRCUIT FROM THE EXISTING DISTRIBUTION BOARD DB-1.			A
ELECTRIC STRIKE (ES)		PROVIDE CONCEALED CABLE ACCESS FROM THE CEILING SPACE TO THE ELECTRIC STRIKE FOR USE BY THE CLUBS SPECIALIST ACCESS CONTROL CONTRACTOR.			A
FLOOR BOX 1 (FB1)		SURFACE MOUNTED FLOOR BOX C/W A WHITE DOUBLE GPO POWER POINT SOCKET W/ 2 X USB A & 1 X USB C ON ONE SIDE AND A DOUBLE COMMUNICATIONS OUTLET ON THE OTHER SIDE.	STAINLESS STEEL FLOOR BOX WHITE OUTLETS	ELECTRIC CABLE DUCT SYSTEMS AFB20 - 4C-SKU040.000.0117 GPO AND CLIPSAL C2000 COMMS OUTLET	A
SERVICE DUCT TYPE 1 (SD1)		85 X 50 DUAL CHANNEL SERVICE POST FROM THE CEILING TO THE FLOOR TO FACILITATE CABLE ACCESS FROM THE CEILING TO THE WORK STATIONS.	ALUMINIUM	ELECTRIC CABLE DUCT SYSTEMS SP8550	A